

Mastering Paperless QC in Breast Imaging

NH
NORTHSIDE HOSPITAL
RADIOLOGY SERVICES

Patricia Gaspard, RT, R, M,(CRA)(MHA)
Manager, Breast Care Program
Northside Hospital, Atlanta, GA



Disclosures: none



MAMMOGRAPHY
EDUCATORS

© 2026 Mammography Educators

1

Summary of Today's Webinar from Mammography Educators Website



This one-hour webinar walks you through how to confidently move your breast imaging quality control program to a paperless system that is organized, inspection-ready, and easy for your team to maintain.

We will break down what inspectors actually want to see, how to structure digital QC records so nothing gets missed, and simple ways to keep documentation consistent across mammography, stereotactic biopsy, and other breast imaging modalities. Whether you are just starting to go paperless or trying to clean up a messy digital process, this session will give you clear, practical guidance you can use right away.

MAMMOGRAPHY
EDUCATORS

Patricia Gaspard, RT, R, M,(CRA)(MHA)
Manager, Breast Care Program, Northside Hospital, Atlanta, GA

2

Objectives

- Identify the required components of a compliant paperless QC program in breast imaging, including the documentation that inspectors expect to see.
- Apply practical strategies to transition from paper to digital QC while minimizing gaps, errors, and staff confusion.
- Organize and maintain digital QC records in a clear, consistent way that supports daily workflow and inspection readiness.



MAMMOGRAPHY
EDUCATORS

Patricia Gaspard, RT, R, M,(CRA)(MHA)
Manager, Breast Care Program, Northside Hospital, Atlanta, GA

3

Agenda

- Background and experience with Paperless QC
- Northside Hospital when I arrived
- Process to purchase paperless QC (re-cap from Sept 2023 Webinar)
- Implementing Paperless QC
 - Getting everyone on board
 - Set up needs across the department
 - Pat's Pro Tips
 - What QC-Track @ Northside looks like now



MAMMOGRAPHY
EDUCATORS

Patricia Gaspard, RT, R, M,(CRA)(MHA)
Manager, Breast Care Program, Northside Hospital, Atlanta, GA

4

Me in the 90's – “Senior Airman Pat”

What I looked like then!



What I was learning about:

Quality Control/QC

Food Drug Agency/MQSA

ACR

Mammography Training



MAMMOGRAPHY
EDUCATORS

Patricia Gaspard, RT, R, M, (CRA)(MHA)
Manager, Breast Care Program, Northside Hospital, Atlanta, GA

5

Pat's Paperless QC Experience 12+ years and counting!

- It all started at University of Virginia Health System in 2014
 - My Physicist Allen Goode was the Champion
 - Introduced me to Paperless QC (QC-Track®)



Allen Goode, MS, DABR
Chief Medical Physicist
University of Virginia Health System
Charlottesville, VA
Vice Chair, ACR Subcommittee on
Breast X-Ray Imaging Physics.

- In 2021, I moved to Northside Hospital
- “Sorry Allen!”

- Allen and I presented for Mammography Educators in October, 2023 on our experiences together implementing paperless QC – “How to Plan and Implement a Paperless QC Tracking System”



MAMMOGRAPHY
EDUCATORS

Patricia Gaspard, RT, R, M, (CRA)(MHA)
Manager, Breast Care Program, Northside Hospital, Atlanta, GA

6

Re-cap of 2023 Mammography Educators Webinar

“How to Plan and Implement a Paperless QC
Tracking System”




MAMMOGRAPHY
EDUCATORS

Patricia Gaspard, RT, R, M, (CRA)(MHA)
Manager, Breast Care Program, Northside Hospital, Atlanta, GA

7

Situation @ Northside when I joined in 2021

- Large system, and getting larger
 - Community hospital system
 - 4 Hospitals, approx. 30,000 employees
 - Approx. 32 mammo locations and growing
- “The usual” paper workflows in mammo
 - Lots of binders
 - Lots of admin
 - Lots of driving
- FDA EQUIP: A monthly LIP signoff process




How to plan
and implement
a paperless
QC Tracking
System

Allen Goode, M.S., DABR, Chief Medical Physicist, University of Virginia Health System
Patricia Gaspard, MHA, CRA, R.T.(R)(M), Manager, Breast Imaging, Northside Hospital, Atlanta

QC-Track
A TRITRIX Medical Equipment

8




Happy Hour Secrets Webinar

Challenges for a new Manager


- Management goal: 1 person overseeing each division
 - 4 Divisions
 - 4 - 8 locations per Division
- How to oversee the QC status??
- Staff turnover risk

How to plan and implement a paperless QC Tracking System

Allen Goode, M.S., DABR, Chief Medical Physicist, University of Virginia Health System
Patricia Gaspard, MHA, CRA, R.T.(R)(M), Manager, Breast Imaging, Northside Hospital, Atlanta



9




Happy Hour Secrets Webinar


My tipping point: Gwinnett

- Merger started in 2019, and Gwinnett facilities became part of the Mammo network in late 2022
- A new division
 - + 5 additional locations
 - + 17 DBT/Stereo units


“We’re too stretched! We need QC-Track!”



Allen Goode, M.S., DABR, Chief Medical Physicist, University of Virginia Health System
Patricia Gaspard, MHA, CRA, R.T.(R)(M), Manager, Breast Imaging, Northside Hospital, Atlanta



10




Happy Hour Secrets Webinar

Why a paperless system like QC-Track?


- a. Reduction in errors
- b. Timeliness access to documentation
- c. Cost effective
- d. Easy to deploy/Learn
- e. Fairly inexpensive
- f. Valuable with Staff Turnover

We were losing 2 patient slots per day to documentation

Allen Goode, M.S., DABR, Chief Medical Physicist, University of Virginia Health System
Patricia Gaspard, MHA, CRA, R.T.(R)(M), Manager, Breast Imaging, Northside Hospital, Atlanta




11




Happy Hour Secrets Webinar

Decision made to automate. How to sell it?

- Atirix provided tools
 - Project Overview
 - Quotes
 - SBAR
 - Tech Specs
 - License Agreement
 - ...



Allen Goode, M.S., DABR, Chief Medical Physicist, University of Virginia Health System
Patricia Gaspard, MHA, CRA, R.T.(R)(M), Manager, Breast Imaging, Northside Hospital, Atlanta



12

MAMMOGRAPHY EDUCATORS
Happy Hour Secrets Webinar
QC-Track

Project Overview

- Scope diagram – helps to tell the story (“Big!”)

How to plan and implement a paperless QC Tracking System

Allen Goode, M.S., DABR, Chief Medical Physicist, University of Virginia Health System
Patricia Gaspard, MHA, CRA, R.T.(R)(M), Manager, Breast Imaging, Northside Hospital, Atlanta
September 19, 2023

QC-Track
ATIRIX Medical Systems

13

MAMMOGRAPHY EDUCATORS
Happy Hour Secrets Webinar
QC-Track

Got it sold, now what? Implementation

- The Atirix team is really knowledgeable!
- Atirix provides Implementation workplans, configuration forms, tracking logs
- Structured meetings
- Training
 - Approximately 1 hour (very easy to use)
 - Remote Via MS-Teams
 - 1st the Coordinators, then the techs
- Rolling go-lives
 - Holidays...
 - Clinical coordinator on-site when going live

Rania Johnson R.T.(R)(M)(QM)
VP, Client Services
Atirix Medical Systems

How to plan and implement a paperless QC Tracking System

Allen Goode, M.S., DABR, Chief Medical Physicist, University of Virginia Health System
Patricia Gaspard, MHA, CRA, R.T.(R)(M), Manager, Breast Imaging, Northside Hospital, Atlanta
September 19, 2023

QC-Track
ATIRIX Medical Systems

14

Today's Goal

- Last time -- we talked about the approval and getting going with implementation
- This time -- I want to talk about my advice for successfully implementing paperless QC and keeping it going

Patricia Gaspard, RT, R, M.(CRA)(MHA)
Manager, Breast Care Program, Northside Hospital, Atlanta, GA

15

Northside Hospital Today

- Large Community Hospital System
 - 6 Breast Centers, 26 Hybrid Breast Sites, and mobile units
 - Large fleet – nearly 75 units
 - 64 3D/2D, 10 SBB units
- Unique FDA Equip
 - Monthly LIP Sign Off Process
- 1 Physicist

Patricia Gaspard, RT, R, M.(CRA)(MHA)
Manager, Breast Care Program, Northside Hospital, Atlanta, GA

16

Northside Hospital Today

Kim Parker, my spreadsheet queen!



NORTHSIDE HOSPITAL RADIOLOGY Kimberly Parker, RT (R)(M)(ARRT)
Radiology Operations Coordinator Breast Imaging

Patricia Gaspard, RT, R, M, (CRA)(MHA)
Manager, Breast Care Program, Northside Hospital, Atlanta, GA



MAMMOGRAPHY EDUCATORS

17

Northside Hospital Today QC-Track Volumes since October, 2022

Type	Manufacturer	Model	Total Worksheets Saved	Total Worksheets Skipped	Saved Plus Skipped
FFDM	Hologic	Dimensions 2D-Tomo	65,013	2,171	67,184
FFDM	GE	Pristina	1,553	13	1,566
FFDM	Hologic	LoRad 2D	69	34	103
Stereotactic Breast Biopsy	Hologic	Affirm	13,401	4,152	17,553
Stereotactic Breast Biopsy	Hologic	Upright Affirm	808	1,733	2,541
View Station	Barco	Barco	9,098	60	9,158
View Station	Hologic	SecurView	4,928	72	5,000
View Station	EIZO	RX560	4,228	91	4,319
View Station	Barco	MDNC-12130	126	-	126
Totals			99,224	8,326	107,550

Report Type	Report Count	Comments
QC Report Package	3,704	
QC Checklist Report	1,075	- Daily, Weekly, Biweekly, and On Demand
QC Checklist Report	560	- Monthly, Quarterly, Semiannual, Annual, Biennial
Credential Report	462	- Detail by Requirement
QC Graph Report	317	
QC Device Worksheet Report	203	
QC Sign Off Report	162	
Audit Log	48	
Failure Report	28	
Failure Report	12	
Failure Report	7	
User Access Report	4	
Total	6,582	



MAMMOGRAPHY EDUCATORS

Patricia Gaspard, RT, R, M, (CRA)(MHA)
Manager, Breast Care Program, Northside Hospital, Atlanta, GA

18

Why QC? Mammography Quality Standards Act

Formed to improve Quality and Patient Care

It increases patient's confidence in our care

Encourages us to be better

Touches every area of mammography



MAMMOGRAPHY EDUCATORS

Patricia Gaspard, RT, R, M, (CRA)(MHA)
Manager, Breast Care Program, Northside Hospital, Atlanta, GA

19

Quality Control The Scariest Job in Mammography!



But should it be?



MAMMOGRAPHY EDUCATORS

Patricia Gaspard, RT, R, M, (CRA)(MHA)
Manager, Breast Care Program, Northside Hospital, Atlanta, GA

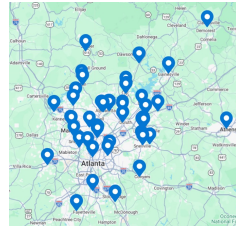
20

Paper QC is Outdated Time to be Paperless!

Paper QC Challenges

- Paper is quickly becoming obsolete in a digital world
- Paper binders are subject to be lost or damaged with no back up
- Paper has to be reviewed in person
- No way to immediately see failures or missed tests

My reality!

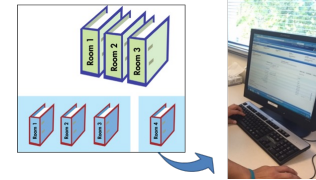


MAMMOGRAPHY
EDUCATORS

Patricia Gaspard, RT, R, M, (CRA)(MHA)
Manager, Breast Care Program, Northside Hospital, Atlanta, GA

21

What is Paperless QC



- Paperless QC:
All documents related to the imaging device QC and Credentials tracking processes are captured and managed in electronic form in a database
- Paperless = Opportunity for new types of workflows



MAMMOGRAPHY
EDUCATORS

Patricia Gaspard, RT, R, M, (CRA)(MHA)
Manager, Breast Care Program, Northside Hospital, Atlanta, GA

22

Advantages of Paperless Quality Control

- Imaging QC and Credentials tracking processes are in an electronic database
 - Equipment/Device Tracking
 - Credentials Management
 - Non Mammo Equipment tracking (lead apron, room temp)
 - QA documents – Physicist surveys
- Remote Access to Your Program
- Inexpensive
- Easy to Implement
- Valuable with Staff Turnover



MAMMOGRAPHY
EDUCATORS

Patricia Gaspard, RT, R, M, (CRA)(MHA)
Manager, Breast Care Program, Northside Hospital, Atlanta, GA

23

Paperless QC “Powers” Rapid Communication



- ❖ Daily emails giving a bird's eye view of quality and if we are meeting guidelines
- ❖ Failures or Missed QC emails can be sent to leadership for immediate management
- ❖ Reminders for Upcoming Tests

Paperless QC communication can minimize the impact of failures, missed tests and delayed service!



MAMMOGRAPHY
EDUCATORS

Patricia Gaspard, RT, R, M, (CRA)(MHA)
Manager, Breast Care Program, Northside Hospital, Atlanta, GA

24

Mammography QC is a TEAM Sport

Everyone has a Role

MAMMO TECH EQUIPMENT VENDOR PHYSICIST

IT RADIOLOGY ADMIN

MAMMOGRAPHY EDUCATORS
 Patricia Gaspard, RT, R, M, (CRA)(MHA)
 Manager, Breast Care Program, Northside Hospital, Atlanta, GA

25

How we implemented Paperless QC Overview

1. Engaged leadership and IT, and identified the QC lead per division
2. Set up device QC workflows for the QC technologist team, including email notifications
3. Set up workflows to capture QC and credentials documents
4. Engaged my surveyor and moved to paperless inspections
5. Added the patient slots back in (*and threw a party!*)

MAMMOGRAPHY EDUCATORS
 Patricia Gaspard, RT, R, M, (CRA)(MHA)
 Manager, Breast Care Program, Northside Hospital, Atlanta, GA

26

1. Engaged leadership and IT, and identified the QC lead per division

Getting Leadership On Board	Educating IT	Preparation/Coordination
Utilization of Atirix Onboarding Team – (Rania Johnson)	Select Imaging Implementation Champion Spreadsheet Queen (K. Parker)	Note: At this phase, bring in front line teams to improve successful implementation and change management

MAMMOGRAPHY EDUCATORS
 Patricia Gaspard, RT, R, M, (CRA)(MHA)
 Manager, Breast Care Program, Northside Hospital, Atlanta, GA

27

2. Set up device QC workflows for the QC technologist team, including email notifications

“Change Management – De-booking the Paper Process”

- ❖ Many will struggle with not having paper to fall back on
- ❖ Engage with IT – that support is critical to developing trust
- ❖ Do special training for those who are just not comfortable with computers
- ❖ Training on Repeat
- ❖ Training should be structured
- ❖ No worries, QC Track will notify you of gaps
- ❖ New QC techs will pick it up easy
- ❖ Create an Online Learning Course (at Northside this is called a ‘CBL’, computer-based learning)

MAMMOGRAPHY EDUCATORS
 Patricia Gaspard, RT, R, M, (CRA)(MHA)
 Manager, Breast Care Program, Northside Hospital, Atlanta, GA

28

How to Master Paperless QC

- Atirix team sets up your program – you just provide the information
- Sites can be set up in different groups with access control
- With the QC-Track worksheet, the technologist is given on-the-spot notification of failures.
 - Baselines, constants, and thresholds can be set across all imaging units in a modality or set and maintained for each imaging unit
 - If you have program nuances you can modify the set up to match unique requirements
- Adding new sites is quick and easy
- **When in doubt call Rania!** — her experience is invaluable
 - (But Atirix is asking me to say to 'contact Support@Atirix.com')



MAMMOGRAPHY
EDUCATORS

Patricia Gaspard, RT, R, M, (CRA)(MHA)
Manager, Breast Care Program, Northside Hospital, Atlanta, GA

29

Paperless QC Workflow Integration

- Intranet based – No shared protected information
- Can be access remotely via VPN
- Time to perform QC is reduced 30%
- Easy to enter information
- Documentation can be done in room if you have a PC, Tablet or Laptop



MAMMOGRAPHY
EDUCATORS

Patricia Gaspard, RT, R, M, (CRA)(MHA)
Manager, Breast Care Program, Northside Hospital, Atlanta, GA

30

3. Set up workflows to capture QC and credentials documents



Periodic quality control data – for device related accessories, the room



Credentials documents including certificates



QA documents, physicist surveys, annual safety documents, service reports



TJC documents, etc.



MAMMOGRAPHY
EDUCATORS

Patricia Gaspard, RT, R, M, (CRA)(MHA)
Manager, Breast Care Program, Northside Hospital, Atlanta, GA

31

4. Engaged my surveyor and moved to paperless inspections

- ❖ Inspection process will include same items as usual paper-based inspection
- ❖ Can be done electronically
- ❖ Work with your inspector/surveyor
- ❖ Facilities must correct all deficiencies found

Questions?

MQSAHotline@versatechinc.com

The Versatech MQSA Hotline (1-800-838-7715) and email (MQSAHotline@versatechinc.com) serve as the official FDA support for mammography facility questions regarding regulations, certification, and inspection procedures. They provide assistance on MQSA requirements, including the updated final rule.



MAMMOGRAPHY
EDUCATORS

Patricia Gaspard, RT, R, M, (CRA)(MHA)
Manager, Breast Care Program, Northside Hospital, Atlanta, GA

32

MQSA Inspection Items provided by our Paperless QC system



- ❑ Equipment performance
- ❑ Quality Assurance (QA) records
- ❑ Quality Control (QC) records and tests
- ❑ Medical physicist's annual survey report records
- ❑ Recall Rates
- ❑ Positive Outcomes
- ❑ Mammography equipment evaluations, if applicable
- ❑ Personnel qualification records
- ❑ Mammography medical reports and lay summaries
- ❑ Medical audit and outcome analysis records
- ❑ EQUIP

NOTE: The Centers for Medicare and Medicaid Services accepts MQSA certification as evidence of compliance with mammography quality standards



MAMMOGRAPHY
EDUCATORS

Patricia Gaspard, RT, R, M, (CRA)(MHA)
Manager, Breast Care Program, Northside Hospital, Atlanta, GA

33

Engaging Your MQSA Surveyor Potential Benefits

- ❖ Reduce inspection time
- ❖ Get documentation ahead of onsite visit (VA, GA, and MA)
- ❖ Easy to transmit to inspection tool
- ❖ Records cannot be modified
- ❖ Respect your surveyor! -- they also have guidelines to follow (*they might even brag on it for you!*)



MAMMOGRAPHY
EDUCATORS

Patricia Gaspard, RT, R, M, (CRA)(MHA)
Manager, Breast Care Program, Northside Hospital, Atlanta, GA

34

Engaging Your MQSA Surveyor



The guidelines allow you to use electronic documentations



Notify your inspector that you are introducing paperless program



Ask for how they would like to manage your inspection



Educate your surveyor on QC-Track and offer a demo

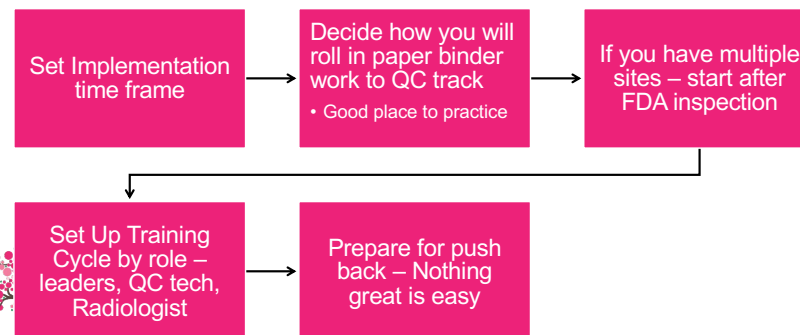


MAMMOGRAPHY
EDUCATORS

Patricia Gaspard, RT, R, M, (CRA)(MHA)
Manager, Breast Care Program, Northside Hospital, Atlanta, GA

35

Summary -- How to Master Paperless QC Implementation



MAMMOGRAPHY
EDUCATORS

Patricia Gaspard, RT, R, M, (CRA)(MHA)
Manager, Breast Care Program, Northside Hospital, Atlanta, GA

36

Pat's Pro Tips for Implementation

1

Make this a Big Deal
– **It is a Big Deal**

- Do an Event
- Have Leadership event, like an Open House
- Have fun!

2

Open communication

- Listen for feedback - you might have missed something

3

Tell the team what is coming next

- Example – "Next up is Rad Credentials"

37

Real Time Paperless Workflow

System Tools Rollout – Best Practice is to add items in Phases

- Allows your team and process to be locked in as well as builds trust in the system
- Document barriers

Sample Rollout Schedule

- General QC including loading documents, ie physicist report, 1 year after last site completes first FDA
- Credentialing in two Phases - First physicians then technologists in years 2 & 3 (travelers)
- Equip in year 3 with Tech Roll Out
- Aprons in year 3

38

Real Time Paperless Workflow Notification

- If you never get email – *you will get them now*
 - QC Tech Site Leadership
 - Management
 - Program Quality should get email notification
 - Physicist
- Types of Emails
 - Reminders
 - Failures
 - Missed Test



39

5. Added the patient slots back in (and threw a party!)



40

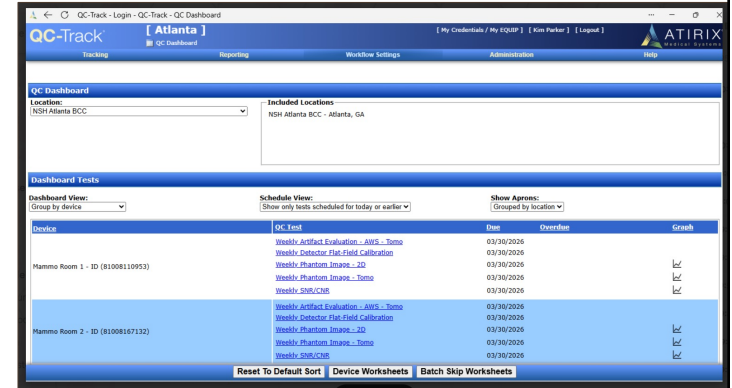
Real Time Paperless QC



Patricia Gaspard, RT, R, M, (CRA)(MHA)
 Manager, Breast Care Program, Northside Hospital, Atlanta, GA

41

Real Time Paperless Workflow Dashboard



All QC-Track® product images are property of Atrix. Copyright © 2026 Atrix Medical Systems, Inc. All rights reserved.



Patricia Gaspard, RT, R, M, (CRA)(MHA)
 Manager, Breast Care Program, Northside Hospital, Atlanta, GA

42

Real Time Paperless Workflow Dashboard



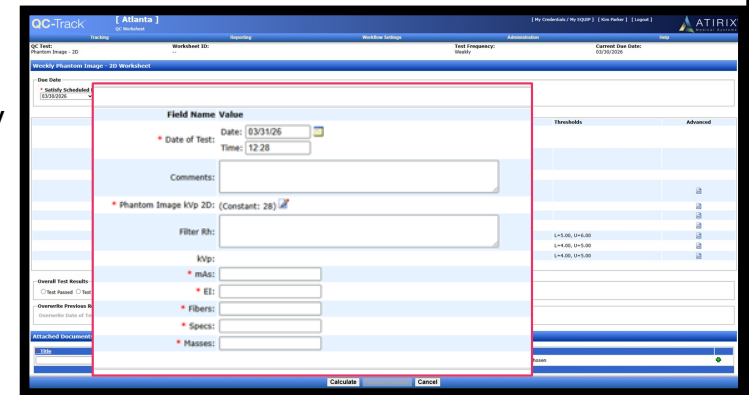
Copyright © 2026 Atrix Medical Systems, Inc.



Patricia Gaspard, RT, R, M, (CRA)(MHA)
 Manager, Breast Care Program, Northside Hospital, Atlanta, GA

43

Real Time Paperless Workflow Data Entry



Copyright © 2026 Atrix Medical Systems, Inc.



Patricia Gaspard, RT, R, M, (CRA)(MHA)
 Manager, Breast Care Program, Northside Hospital, Atlanta, GA

44

Real Time Paperless Workflow Data Entry

Copyright © 2026 Atrix Medical Systems, Inc.



MAMMOGRAPHY EDUCATORS

Patricia Gaspard, RT, R, M, (CRA)(MHA)
Manager, Breast Care Program, Northside Hospital, Atlanta, GA

45

Real Time Paperless Workflow Data Entry

Copyright © 2026 Atrix Medical Systems, Inc.



MAMMOGRAPHY EDUCATORS

Patricia Gaspard, RT, R, M, (CRA)(MHA)
Manager, Breast Care Program, Northside Hospital, Atlanta, GA

46

Real Time Paperless Workflow Failure Notification

QC-Track can identify and help with "Failure Guilt"



MAMMOGRAPHY EDUCATORS

Patricia Gaspard, RT, R, M, (CRA)(MHA)
Manager, Breast Care Program, Northside Hospital, Atlanta, GA

47

Real Time Paperless Workflow Daily Email Reminders

MAMMOGRAPHY EDUCATORS

Patricia Gaspard, RT, R, M, (CRA)(MHA)
Manager, Breast Care Program, Northside Hospital, Atlanta, GA

48

Real Time Paperless Workflow Credential Email

PLEASE DO NOT REPLY OR SEND MESSAGES TO THIS E-MAIL ADDRESS

This is a notice that Joshua Thomas's State License credential expires on 3/31/2026. This notice will be repeated every 7 days until credential is renewed.

Joshua Thomas is associated with the following location(s):
- NSH Atlanta BCC


Contact your credentialing administrator if you have questions.

Message sent from QC-Track on 3/1/2026.

This message was sent from an unmonitored e-mail account. Do not reply. Questions? Contact Atrix support at (877) 273-1765 or support@atrix.com

CONFIDENTIALITY NOTICE: This electronic mail transmission has been sent by Northside Hospital. It may contain information that is confidential, privileged, proprietary, or otherwise legally exempt from disclosure. If you are not the intended recipient, you are hereby notified that you are not authorized to read, print, retain, copy or disseminate this message, any part of it, or any attachments. If you have received this message in error, please delete this message and any attachments from your system without reading the content and notify the sender immediately of the inadvertent transmission. There is no intent on the part of the sender to waive any privilege.

Sent to:
• Credentialing
• Radiologist
• Quality

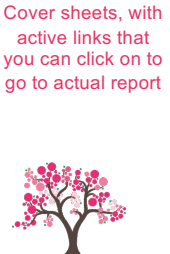


Patricia Gaspard, RT, R, M, (CRA)(MHA)
Manager, Breast Care Program, Northside Hospital, Atlanta, GA

49

Real Time Paperless Workflow Reports

Cover sheets, with active links that you can click on to go to actual report



Patricia Gaspard, RT, R, M, (CRA)(MHA)
Manager, Breast Care Program, Northside Hospital, Atlanta, GA

QC Report - Imaging Unit - Stockbridge Generated: 3/26/2026
By: Kim Parker

2.20.26 - 3.26.26

NSH Stockbridge
239 Village Center Pkwy, Suite 160, Stockbridge, GA 30281
2/20/2026 to 3/26/2026

Mammo Room 1 - ID 3DM16010412	QC Checklist Reports (Standard)	
	Daily, Weekly, Biweekly, and On Demand - 2/1/2026 to 2/28/2026	1
	Daily, Weekly, Biweekly, and On Demand - 3/1/2026 to 3/31/2026	2
Mammo Room 1 - ID 81009155397	QC Checklist Reports (Standard)	
	Daily, Weekly, Biweekly, and On Demand - 2/1/2026 to 2/28/2026	3
	Daily, Weekly, Biweekly, and On Demand - 3/1/2026 to 3/31/2026	4
	Monthly, Bimonthly, Quarterly, Semiannual, Annual, and - 2/1/2026 - 3/31/2026	5
Mammo Room 1 - ID 3DM16010412	QC Checklist Reports (Standard)	
	Monthly, Bimonthly, Quarterly, Semiannual, Annual, and - 2/1/2026 - 3/31/2026	6
Mammo Room 1 - ID 81009155397	QC Graph Reports	
	Compression Thickness Indicator - 2/20/2026 to 3/26/2026	7
Mammo Room 1 - ID 3DM16010412	QC Graph Reports	
	Compression Thickness Indicator - 2/20/2026 to 3/26/2026	8
	Bphantom Image Central Chest - 2/20/2026 to 3/26/2026	9

50

Real Time Paperless Workflow Reports

QC Checklist Report - Daily, Weekly, Biweekly, and On Demand

NSH Acworth
4791 South Main Street, Suite 140, Acworth, GA 30101
Mammo Room 1 - ID 3DM160100986
4/1/2025 to 4/30/2025

Generated: 3/25/2026
By: Kim Parker


QC Test
Artifact Evaluated
Detector Flat-Field
Phantom Image
MAMMOGRAPHY EDUCATORS

QC Checklist Report Monthly, Bimonthly, Quarterly, Semiannual, Annual, and Biennial

4791 South Main Street, Suite 140, Acworth, GA 30101
Mammo Room 1 - ID 3DM160100986
3/1/2025 - 2/28/2026

QC Test	Test Frequency	Mar	Apr	May	Jun	Jul	Aug	Sep	Oct	Nov	Dec	Jan	Feb
Visual Checklist	Monthly	03/04	04/01	05/06	06/03	07/01	08/06	09/02	10/07	11/04	12/02	01/06	02/03
Compression TH Indicator	Quarterly	04/01			07/01			10/07				01/06	
Reject Analysis	Quarterly	04/01			07/01			10/07				01/06	
Compression Frame	Semiannual	04/01										01/06	
Geometry Calibration	Semiannual	07/01										01/06	

Legend:
 - Deleted
 - Fail
 - Pass
 - Skip
 - Unscheduled




Patricia Gaspard, RT, R, M, (CRA)(MHA)
Manager, Breast Care Program, Northside Hospital, Atlanta, GA

51

Real Time Paperless Workflow

Note: If you have Multiple Sites you can sort by header. This one is sorted by location



Patricia Gaspard, RT, R, M, (CRA)(MHA)
Manager, Breast Care Program, Northside Hospital, Atlanta, GA

QC-Track [Atlanta]

Manufacturer: Select
Model: Select
Worksheet Family: Select
Worksheet Group: Select
Model Type: Select
Status: In Service or Off Line

Device ID	Name	Loc	QC Status	Manufacturer	Model	Worksheet Family	Work Unit	Status	Location
25001491	Room 1 - 1st Floor	D	OK	Hologic	SecureView	Diagnostic Review Workstation	View Station	In Service	NSH Atlanta BCC - Atlanta, GA
25001497	Room 1 - 2nd Floor	D	OK	Hologic	SecureView	Diagnostic Review Workstation	View Station	In Service	NSH Atlanta BCC - Atlanta, GA
300010953	Mammo Room 1	D	OK	Hologic	Manography	Manography	FFGH	In Service	NSH Atlanta BCC - Atlanta, GA
300010952	Mammo Room 2	D	OK	Hologic	Manography	Manography	FFGH	In Service	NSH Atlanta BCC - Atlanta, GA
300010953	Mammo Room 3	D	OK	Hologic	Manography	Manography	FFGH	In Service	NSH Atlanta BCC - Atlanta, GA
300010953	Mammo Room 4	D	OK	Hologic	Manography	Manography	FFGH	In Service	NSH Atlanta BCC - Atlanta, GA
300010953	Mammo Room 5	D	OK	Hologic	Manography	Manography	FFGH	In Service	NSH Atlanta BCC - Atlanta, GA
250014948	Room 1 - 1st Floor	D	OK	Hologic	SecureView	Diagnostic Review Workstation	View Station	In Service	NSH Atlanta BCC - Atlanta, GA
250014947	Room 1 - 2nd Floor	D	OK	Hologic	SecureView	Diagnostic Review Workstation	View Station	In Service	NSH Atlanta BCC - Atlanta, GA
250014941	Room 2	D	OK	Hologic	SecureView	Diagnostic Review Workstation	View Station	In Service	NSH Atlanta BCC - Atlanta, GA
250013380	Room 3 - 1st Floor	D	OK	Hologic	SecureView	Diagnostic Review Workstation	View Station	In Service	NSH Atlanta BCC - Atlanta, GA
250014945	Room 3 - 2nd Floor	D	OK	Hologic	SecureView	Diagnostic Review Workstation	View Station	In Service	NSH Atlanta BCC - Atlanta, GA
AP8100246	Steno	D	OK	Hologic	Steno	Steno	Steno	In Service	NSH Atlanta BCC - Atlanta, GA
8200245437	Steno	D	OK	Hologic	Steno	Steno	Steno	In Service	NSH Atlanta BCC - Atlanta, GA
30001002186	Mammo Room 1	D	OK	Hologic	Manography	Manography	FFGH	In Service	NSH Cumberland - Smyrna, GA
250015211	DL Workstation - 1st Floor	D	OK	Hologic	SecureView	Diagnostic Review Workstation	View Station	In Service	NSH DeKalb - Decatur, GA
250015436	DL Workstation - 2nd Floor	D	OK	Hologic	SecureView	Diagnostic Review Workstation	View Station	In Service	NSH DeKalb - Decatur, GA
30001001668	Mammo Room 1	D	OK	Hologic	Manography	Manography	FFGH	In Service	NSH DeKalb - Decatur, GA
9122	Mammo Room	D	OK	Hologic	Manography	Manography	FFGH	In Service	NSH Diagnostic Clinic - Gwinnett, GA
30001010404	Room 1	D	OK	Hologic	Manography	Manography	FFGH	In Service	NSH Interchange - Atlanta, GA

52

References

[The ACR's Mammography Accreditation Program: ten years of experience since MOSA.](#)

Destouet JM, Bassett LW, Yaffe MJ, Butler PF, Wilcox PA. J Am Coll Radiol. 2005 Jul;2(7):585-94. doi: 10.1016/j.jacr.2004.12.005.PMID: 17411883



MAMMOGRAPHY
EDUCATORS

Patricia Gaspard, RT, R, M,(CRA)(MHA)
Manager, Breast Care Program, Northside Hospital, Atlanta, GA

57


Need more info?


NORTHSIDE HOSPITAL
RADIOLOGY SERVICES

Patricia Gaspard, RT, R, M,(CRA)(MHA)
Manager, Breast Care Program
Northside Hospital, Atlanta, GA

Pat.Gaspard@Northside.com

Please put "Mammo Educators" in the subject line!



MAMMOGRAPHY
EDUCATORS

Patricia Gaspard, RT, R, M,(CRA)(MHA)
Manager, Breast Care Program, Northside Hospital, Atlanta, GA

58

Special THANK YOU to

QC-Track®



The paperless QC-Track® system | Imaging QC Modules for all Diagnostic Modalities | Credentials Tracking | QC Event Tracking | QC Sign Off | Always Inspection Ready™

www.Atirix.com | info@atirix.com | 877/273-1765



for sponsoring today's webinar!

All QC-Track® product images are property of Atirix. Copyright © 2026 Atirix Medical Systems, Inc. All rights reserved.

MAMMOGRAPHY
EDUCATORS

59

Thank You!

Services we offer, include:

- Onsite Positioning Training
- Assistance with Accreditation & Inspection
- Live Webinars and Conferences
- On-Demand Continuing Education

For questions or more information:

619-663-8269

mammographyeducators.com
info@mammographyeducators.com



MAMMOGRAPHY
EDUCATORS

60